

Individually shaped to suit me.

Mattresses with inserts –
a combination to suit your
body shape. BODYCOM.



hülsta 

09/2014

© Copyright by hülsta • Imprimé en Allemagne • Printed in Germany

hülsta furniture (UK) Ltd. • 23–25 Baker Street • London W1U 8EQ
www.hulsta.co.uk

UK

www.hulsta.co.uk

IRGENDWANN MUSS ES HÜLSTA SEIN.
IN THE END ONLY HÜLSTA WILL DO.

hülsta 

Lie relaxed,
sleep peacefully,
wake up refreshed
every day.

Complete relaxation whilst asleep can only be achieved if lying correctly. This creates a restful night and natural regeneration of energy levels and vitality. Individual lying comfort is provided by a unique mattress, which has been designed to suit your individual body shape – BODYCOM.

hülsta 

Important factors to ensure restful sleep.

Sleeping climate

A dry environment at a moderate temperature: You feel comfortable, no shivering or perspiring.

Pressure relief

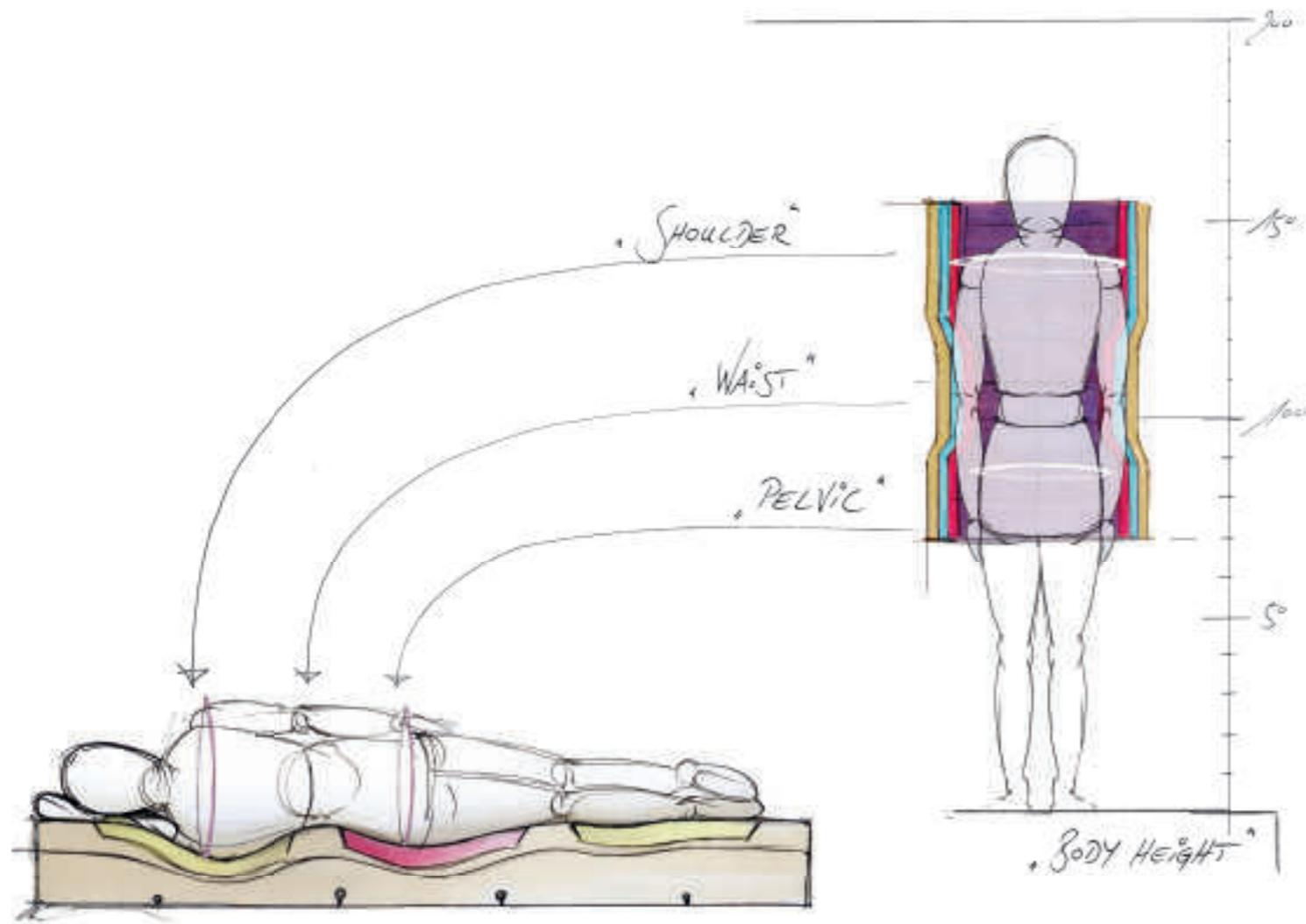
A lying surface that prevents uncomfortable pressure on your body in any position.

Body support

A mattress that supports your body in the correct areas and lets it sink in only where required.

A correct mattress will fulfil all of these three requirements. Each person has a unique body structure: larger or smaller, narrower or wider, lighter or heavier, shoulder or hip accentuated – all the factors define the unique body silhouette. In order to rest in a relaxed state, the body requires a mattress that has been designed specifically for it: BODYCOM.





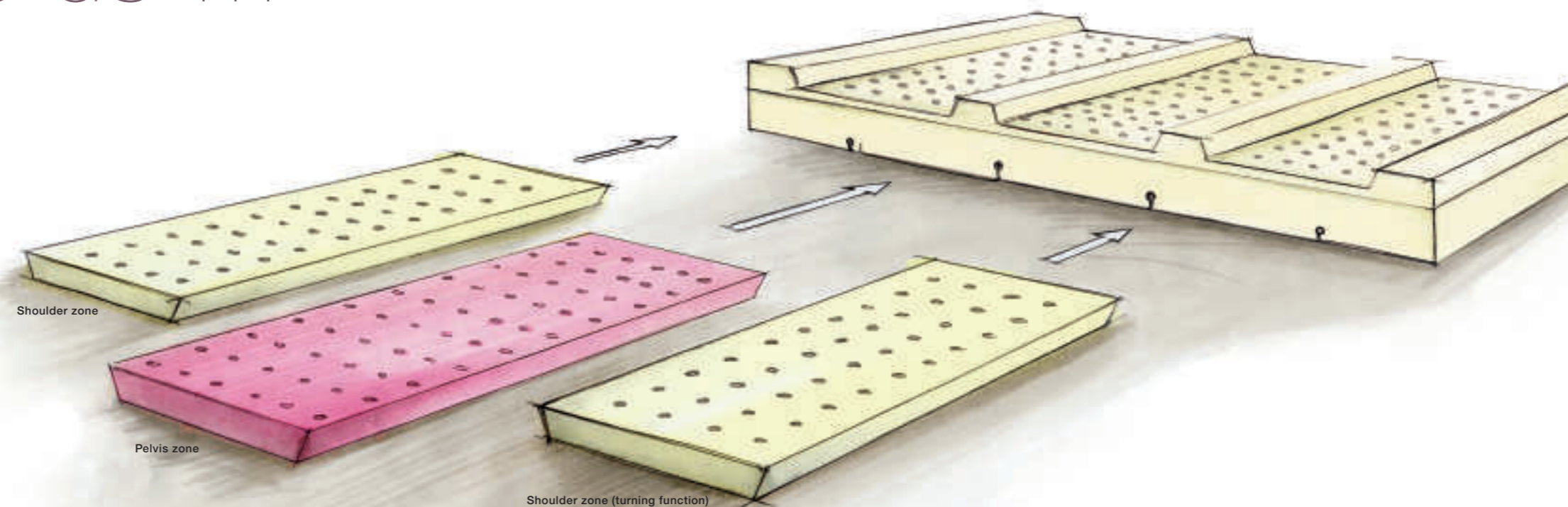
... how it relaxes best

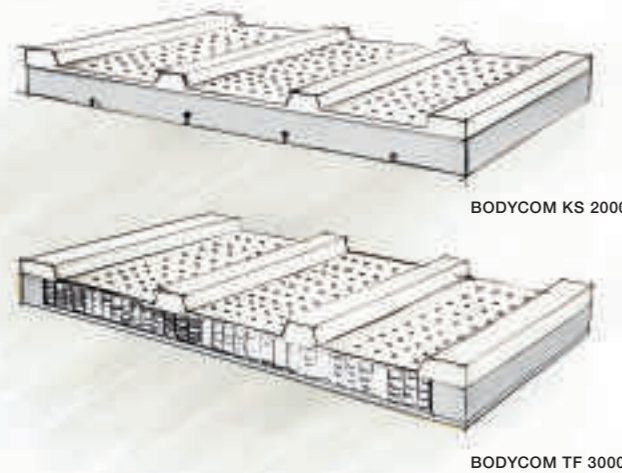
Your body shape is the deciding factor for the ideal type of insert and positioning within your mattress. The suitable mattress core and the inserts make up your BODYCOM mattress.

Individuality in perfection.

Your body tells us ...

Your individual body shape, sleeping habits and preferences provide the basis for the design of your personal BODYCOM. We measure and use this data to tailor a BODYCOM mattress that is individually suited to your silhouette.





Mattresses

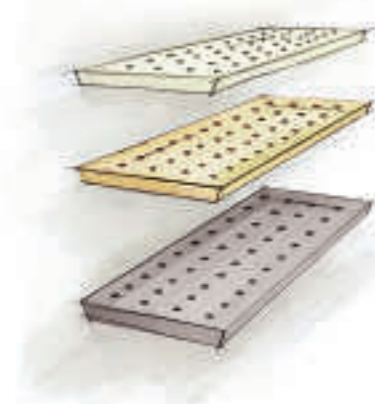
BODYCOM KS 2000

A cold foam mattress with patented hülsta ventilation holes within the core. 22 cm core height provides outstanding comfort.

BODYCOM TF 3000

A cylinder pocket spring core mattress with cold foam layer. Perfect climatic properties and excellent comfort due to 22 cm core height and ideal support properties.

All of the BODYCOM mattress cores feature cut-out sections in the upper cold foam layer to provide space for the type-specific inserts. A core plus three inserts make up a BODYCOM mattress that perfectly suits individual requirements.



Inserts

In cooperation with renowned anthropologists and based upon scientific research, we have analysed 256 different body types. The completely new BODYCOM principle has been developed on this basis.

The analysis of your individual data provides a clear recommendation for the individual inserts and their correct positioning within your BODYCOM mattress.

Four strong partners for your perfect sleep.




Base frames

BODYCOM Flex

Unique triple-slat design from shoulder to hip section and high-quality double slat design in head and foot section. Patented hülsta slat with green 12 year guarantee layer. Various levels of articulation available, also with motorised adjustment. The base frame developed for BODYCOM allows perfect adjustment to adapt to the lying body. For each body, there is an individually ideal adjustment recommendation. Personal lying requests can be implemented exactly and adapted to current requirements at any time.

BODYCOM mattress plus BODYCOM FLEX provide a completely individualised ground-breaking sleeping system.



Wedge shape

Rectangle shape

Pillows

BODYCOM K 3000

The cold foam pillow with the hülsta patented structure features a segment surface and vertical air channels that ensure excellent ventilation. The pillow consists of two layers with different firmness levels featuring an innovative cut technology within the core and can be adapted to your preferences. The angled design allows the pillow to have either a wedge or rectangle shape. Simply rest your head the way that feels best for you.

01

02

03

04

Mattress with inserts.

A combination to suit your body shape



B1

KS 2000 HR-foam + TF 3000 pocket sprung

- Basic core medium
- Shoulder soft visco (yellow white)
- Pelvic medium (light yellow)

More shaped body, softer comfort feeling



B3

KS 2000 HR-foam + TF 3000 pocket sprung

- Basic core firm
- Shoulder soft visco (yellow white)
- Pelvic medium (light yellow)

More shaped body, firmer comfort feeling



B2

KS 2000 HR-foam + TF 3000 pocket sprung

- Basic core medium
- Shoulder medium (yellow white)
- Pelvic firm (light grey)

Less shaped body, softer comfort feeling



B4

KS 2000 HR-foam + TF 3000 pocket sprung


- Basic core firm
- Shoulder medium (yellow white)
- Pelvic firm (light grey)

Less shaped body, firmer comfort feeling



For perfect individual support:

BODYCOM – the first range of slatted bases that offers you an individual recommendation for the support level in the zones along the spine.



BODYCOM FLEX fixed



BODYCOM FLEX manually adjustable



BODYCOM FLEX Move with motor